



















Sample Collection Guide



Test Type	Collection Materials	Guidance
UTIP™ polyMIC™ STIP™	urine cup 	Collect using urine cup or small tube (5ml). (swabs not accepted for UTIP™)
AVIP™ polyMIC™	vaginal swab 	vaginal swab (thicker shaft and moderate tip) After collection, swab is placed into NEST® tube (supplied) by breaking at shaft. 
BV/CV	dry swab  or vaginal swab 	After collection, the swab is placed into the empty (no buffer) transport container.  vaginal swab (thicker shaft and moderate tip) After collection, swab is placed into NEST® tube (supplied) by breaking at shaft. 
STIP™ <i>Chlamydia trachomatis</i> <i>Neisseria gonorrhoeae</i> <i>Trichomonas vaginalis</i> <i>Mycoplasma genitalium</i> <i>Mycoplasma hominis</i> <i>Ureaplasma spp.</i>	urethral swab  or vaginal/rectal swab  or oropharyngeal swab 	urethral swab (thin flexible shaft with a small tip) After collection, swab is placed into NEST® tube (supplied) by breaking at shaft.  vaginal/rectal swab (thicker shaft and moderate tip) After collection, swab is placed into NEST® tube (supplied) by breaking at shaft.  oropharyngeal swab (thin flexible shaft/long tip) After collection, swab is placed into NEST® tube (supplied) by breaking at shaft. 

Additional guidance on reverse

Test Type	Collection Materials	Guidance
STI lesions Herpes Simplex Virus 1 (HSV 1) Herpes Simplex Virus 2 (HSV 2) <i>Treponema pallidum</i> (Syphilis) Varicella Zoster Virus (VZV)	dry swab 	After collection, the swab is placed into the empty (no buffer) transport container. 
WIP™ polyMIC™	wound swab or fine needle aspirate 	After collection, eSwab is placed into collection tube (supplied) by breaking at shaft. If using a fine needle aspirate, please discard swab. 
Respiratory SARS-CoV-2 Influenza A/B + RSV Influenza A/B + RSV + SARS-CoV-2	nasal/ oropharyngeal/ nasopharyngeal swab 	After collection, swab is placed into NEST® tube (supplied) by breaking at shaft. 