




















Sample Collection Guide



| Test Type | Collection Materials | Guidance |
|---|---|--|
| UTIP™ polyMIC™ STIP™ | urine cup  | Collect using urine cup or small tube (5ml). (swabs not accepted for UTIP™) |
| AVIP™ polyMIC™ | vaginal swab  | vaginal swab (thicker shaft and moderate tip) After collection, swab is placed into NEST® tube (supplied) by breaking at shaft.  |
| BV/CV | dry swab  or vaginal swab  | After collection, the swab is placed into the empty (no buffer) transport container.  vaginal swab (thicker shaft and moderate tip) After collection, swab is placed into NEST® tube (supplied) by breaking at shaft.  |
| STIP™ <i>Chlamydia trachomatis</i> <i>Neisseria gonorrhoeae</i> <i>Trichomonas vaginalis</i> <i>Mycoplasma genitalium</i> <i>Mycoplasma hominis</i> <i>Ureaplasma spp.</i> | urethral swab  or vaginal/rectal swab  or oropharyngeal swab  | urethral swab (thin flexible shaft with a small tip) After collection, swab is placed into NEST® tube (supplied) by breaking at shaft.  vaginal/rectal swab (thicker shaft and moderate tip) After collection, swab is placed into NEST® tube (supplied) by breaking at shaft.  oropharyngeal swab (thin flexible shaft/long tip) After collection, swab is placed into NEST® tube (supplied) by breaking at shaft.  |

Additional guidance on reverse

| Test Type | Collection Materials | Guidance |
|---|--|---|
| <p>STI lesions</p> <p>Herpes Simplex Virus 1 (HSV 1) Herpes Simplex Virus 2 (HSV 2) <i>Treponema pallidum</i> (Syphilis) Varicella Zoster Virus (VZV)</p> | <p>dry swab</p>  | <p>After collection, the swab is placed into the empty (no buffer) transport container.</p>  |
| <p>WIP™ polyMIC™</p> | <p>wound swab or fine needle aspirate</p>  | <p>After collection, eSwab is placed into collection tube (supplied) by breaking at shaft. If using a fine needle aspirate, please discard swab.</p>  |
| <p>Respiratory</p> <p>SARS-CoV-2 Influenza A/B + RSV Influenza A/B + RSV + SARS-CoV-2</p> | <p>nasal/ oropharyngeal/ nasopharyngeal swab</p>  | <p>After collection, swab is placed into NEST® tube (supplied) by breaking at shaft.</p>  |

CirrusDx, Inc

77 Upper Rock Circle, Floor 4
 Rockville, MD 20850
 Phone: 240.813.8801
 Fax: 240.238.9408